
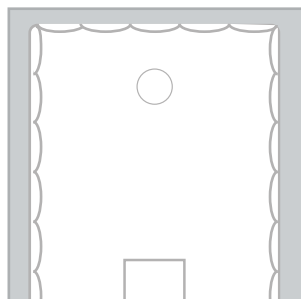


## Bespoke Handle

### Edge (Please select one)




Bevelled




Hammered

### Keyhole (Please select one)



Euro



Standard

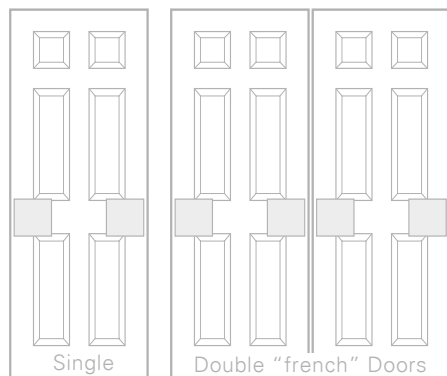
### Design & Finish

#### Finish Required

#### Handle Name

e.g. Manson

#### Placement



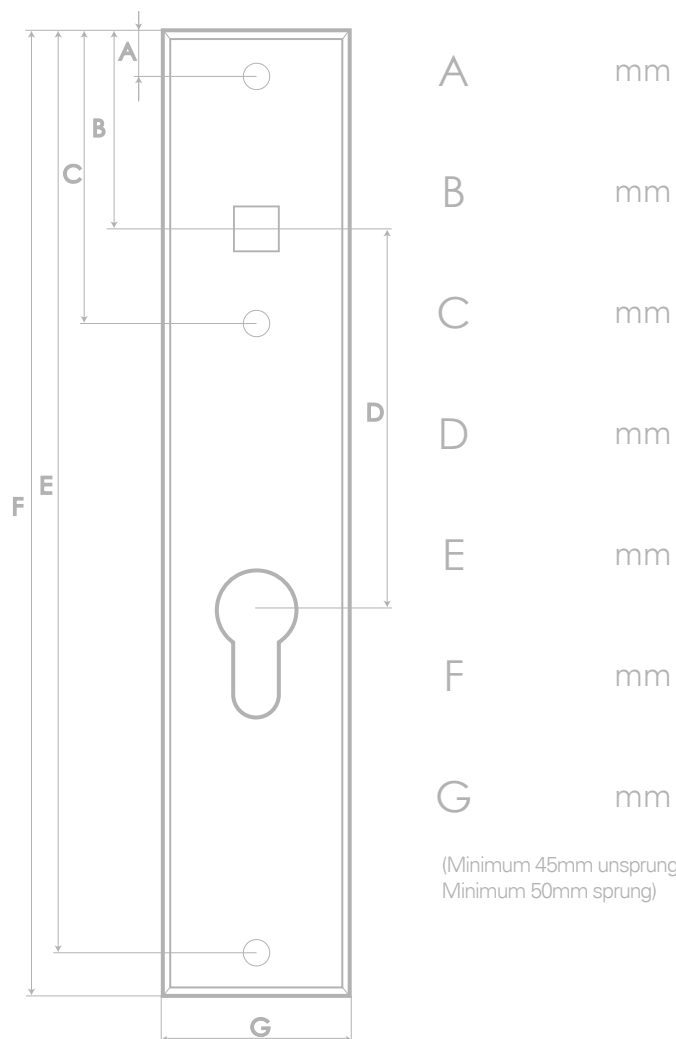
This drawing shows the inside view of typical doors. Please mark on the drawings where your handles are to be fixed.

This handle is for use with multi point lock (Lift handle to lock) (Unsprung Handle).

This handle is for use with Mortice Lock (conventional Lock) (Sprung handle).

### Dimensions

Please supply the measurements on the diagram below.



### Special Requirements

The size of the Eurolock and spindle are standard. Fixing holes can be supplied in the corners, as per standard plate, if requested. The plate thickness will be 5mm with either a bevelled or a hammered edge. Available with any handle. (Note: Knobs only for standard mortice lock, NOT espag)

For Jim Lawrence use only

Customer Name:

Telephone N°:

Customer N°:

SO N°:

WO N°: