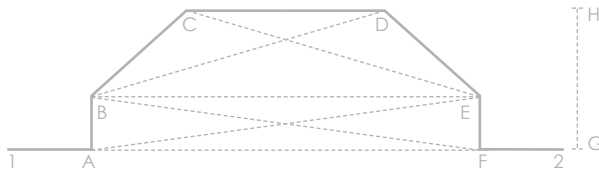


How to measure for a four bend bay

1 Please provide a photograph of the bay window area

2 Complete the measurements below



Wall Measurements

A-B	D-E
B-C	E-F
C-D	G-H

Cross Measurements

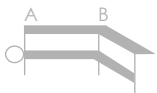
B-D	A-E
C-E	B-F
B-E	A-F

Optional distances for return bends
(see application guide for minimum wall space required)

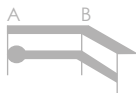
1-A	2-F
-----	-----

3 Final Location

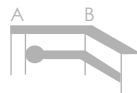
Please confirm where you would like your finials



1. Outside point A



2. Inside point A



3. Distance from point A

If option 3, please specify distance from point A

Ceiling Mounted?

Yes

If yes please specify projection from wall

No

4 Order Declaration

Please ensure all sections are complete and note that errors made on this form could mean your bay system will not fit correctly. Bay systems cannot be exchanged, replaced or refunded.

Signed

I confirm the given measurements are correct and on this basis wish to proceed with an order.

Date